

487_4.pdf

by

Submission date: 08-Nov-2022 02:03AM (UTC-0500)

Submission ID: 1948027429

File name: 487_4.pdf (825.48K)

Word count: 3352

Character count: 16934

LARVICIDAL AND ANTIFEEDANT ACTIVITIES OF CLOVE LEAF OIL AGAINST *Spodoptera litura* (F.) ON SOYBEAN

Riska Nur Fateha, Maria Grasela, Muhammad Nur Ichwan, Eny Wahyuning Purwanti, & Irianti Kurniasari

Sustainable Agricultural Extension Program, Politeknik Pembangunan Pertanian Malang, Indonesia
Jl. Dr. Cipto 144A Bedali Lawang Malang
E-mail: kurnia_saree@yahoo.com

Manuscript received: 21 August 2020. Revision accepted: 12 October 2020.

ABSTRACT

Larvicidal and antifeedant activities of clove leaf oil against *Spodoptera litura* (F.) on Soybean. Economic losses due to infestation by the soybean armyworm, *Spodoptera litura* can reach up to 100%. Some farmers often used insecticide to control the armyworm. However, regular use of insecticide can cause several negative effects such as environmental pollution, residual toxicity, and health hazard for human. The objective of this research was to determine the larvicidal, antifeedant, and activities of clove leaf oil (CLO) against the armyworm *S. litura* on soybean. The research was carried out at the plant pest control laboratory of Politeknik Pembangunan Pertanian Malang. Clove leaf oil was evaluated for its larvicidal and antifeedant activities against ten third instar larvae of the armyworm. Completely randomized design was used with concentration levels of CLO as treatments, i.e. 0.4, 0.5, 0.67, 1.0, and 2.0% by volume. Profenofos 500 g L⁻¹ 0.1% and distilled water were include as control. Each treatment consisted of five replications. Mortality of the larvae and antifeedant activity were analyzed using analysis of variance, followed by probit analysis for calculating LC₅₀ and LT₅₀. The results showed that CLO at 2.0% concentration was the most effective with regard to larvicidal and antifeedant activities. The LC₅₀ of CLO was 0.09% with LT₅₀ 24.6 hours. This study revealed that the environmentally friendly CLO can be used as an alternative to synthetic insecticide for control *S. litura*.

Key words: antifeedant activity, botanical insecticide, clove leaf oil, mortality, *Spodoptera litura*

INTRODUCTION

The soybean armyworm, *Spodoptera litura* (F.), is one of major pests causing yield losses on soybean in many regions in Indonesia including East Java (Tengkan & Suharsono, 2005). The yield losses due to the armyworm infestation was depend on the insect population level, insect development phase, growth phase and soybean varieties. In the vegetative stage, young instar (1–3) eat the leaves leaving the upper layers epidermis and leaf bones, while the old instar (4–6) eat the whole leaves. In the generative stage, armyworm attacks young soybean pods (Marwoto & Suharsono, 2008; Fattah & Ilyas, 2016). The integrated methods to control *S. litura* is needed, including using plant base insecticide.

Plant base insecticides is eco-friendly, it's not resulting negative impact on human health, environmental contamination such as insecticide resistance, pest resurgence, residue in plant, and death effects of non-target organisms (pollinating insects, natural enemies,

and parasitoids) (Jeyasankar *et al.*, 2014; Javier-Hila *et al.*, 2017). Biological control by using botanical insecticide has been compatible to other strategies such as using resistant variety, soil management, intercropping and so (Rajashekar *et al.*, 2012).

Clove (*Syzygium aromaticum*) is one of the plants that have been identified as a botanical insecticide in Indonesia. Cloves produce secondary metabolites as potential active ingredients that are used to controlling insect pests. Based on its activities against insects, botanical insecticides can be classified into six groups: repellents, feeding deterrents/antifeedants, toxicants, growth retardants, chemosterilants, and attractants (Rajashekar *et al.*, 2012; Hikal *et al.*, 2017). The main active ingredient in clove leave oil is eugenol (80–88%) that was effective against various insect pests such as cabbage caterpillar (*Crociodolomia pavonana*) (Rismayani & Laba, 2015), pear psylla (*Cacopsylla chinensis*) (Tian *et al.*, 2015), mealworm beetle (*Tenebrio molitor*) (Martínez *et al.*, 2018), maize armyworm (*Spodoptera frugiperda*) (Vargas-méndez

¹⁹ *et al.*, 2019), and cowpea weevil (*Callosobruchus maculatus*) (Armijos *et al.*, 2019). The other components are eugenol acetate and caryophyllene (Nurdjannah & Bermawie, 2012). Eugenol gives a strong contact toxicity that can be used as a powerful insecticide with other anti-insect effect such as antifeedants to control armyworm on soybean. The objective of this research was to determine the larvicidal and antifeedant activity of clove leaf oil against soybean armyworm.

⁷ MATERIALS AND METHODS

Research Site. This research was conducted from July to August 2018 at the Plant Pest Control laboratory of Politeknik Pembangunan Pertanian Malang. A preliminary test was carried out with concentrations of 1.0, 2.0, 3.0, and 4.0% with feed dyeing and spraying method. Feed dyeing used to measure the antifeedant effect. In the preliminary test it was known that within 9 min after CLO application larval mortality has been noted at the 2.0% concentration. In the leaves treated with the feed dyeing method no part of the leaves were eaten by the larvae because the leaves were damaged by oxidation. The preliminary test was continued with the definitive test of CLO using spraying method at the following concentrations as treatments: 0.4, 0.5, 0.67, 1.0, and 2.0%.

Experimental Design. This research was arranged in a completely randomized design with seven treatments and five replications. Treatments used in this study were five levels of CLO concentration, i.e. 0.4, 0.5, 0.67, 1.0, and 2.0% and two additional treatments, i.e. (profenofos 500 g L⁻¹ 0.1% and distilled water) as controls.

Preparation of Clove Leaf Oil. Clove leaf oil prepared by steam distillation was obtained from a home industry in Sugihwaras village Kediri Regency. CLO (1 mL) was emulsified with 1 mL NaOH and then diluted with distilled water to the desired volume at different concentrations. Profenofos 500 g L⁻¹ as a positive control was dissolved with distilled water 1 mL L⁻¹. Each solution was put into separate spray bottles in 1 L volume.

Rearing of *Spodoptera litura*. Third instar larvae of *S. litura* were obtained from the offspring of imago reared in Balai Penelitian Tanaman Pemanis dan Serat (Balittas) Malang. In this study, third instar larvae of *S. litura* were used because the larvae at this stage feed gregariously and cause considerable damages (Priyanka & Srivastava, 2012; Hasibuan *et al.*, 2019). The larvae were fed soybean leaves obtained from

soybean plants that was grown in polybags and kept in plastic jars which were placed in laboratory room temperature.

Larvicidal Activity. A piece of soybean leaf was placed in a petridish followed by ten third instar larvae of *S. litura*. Spraying of the treatment solution was directed on the leaf by handsprayer approximately 50 mL for each leaf or until its wet thoroughly. The spraying method used in this study simulated the application carried out by farmer in the field. Treated leaves were replenished every day until day 3. The number of dead larvae was observed every 12 h for 72 h. The larvae were considered dead when they did not respond to a mild touch and became soft and blackened.

Antifeedant Activity. The procedure of treatments was the same as in the larvicidal activity assays. The leaf area consumed by the test larvae in various treatments with no-choices method and controls was estimated using graph sheet paper every 12 h for 72 h. Antifeedant activity of clove leaf oil was calculated based on the antifeedant index (AFI). The AFI was calculated by correcting the consumption of treated leaves (T) with the consumption of control leaves (C) as follows (Jeyasankar *et al.*, 2014):

$$AFI = 1 - \frac{T}{C} \times 100\%$$

Data Analysis. Data were analyzed with one-way analysis of variance using SPSS 20 and significant difference between treatments were analyzed using Duncan's multiple range test at 0.05 significance level. The percentage of larval mortality analyzed by probit analysis method to determine LC₅₀ and LT₅₀ (Tian *et al.*, 2015).

RESULTS AND DISCUSSION

Larvicidal Activity. There was mortality in the larvae that treated with profenofos 500 g L⁻¹ and CLO, whereas in the distilled water as a negative control there was no mortality. The result showed that CLO treatment was able to kill *S. litura* larvae at 12 h after treatment, indicated that CLO has ability to kill larvae quickly. Dayan *et al.* (2009) stated that eugenol as active ingredients in CLO is a fast acting contact insecticide that is effective on some plant pests such as armyworms. The statistical analysis showed that, in the end observation (72 h observation) the treatment of profenofos 500 g L⁻¹ 0.1% (P1) had the highest number of larval mortalities followed by CLO treatments with

concentration 2.0% (P2), 1.0% (P3), 0.67% (P4), 0.5% (P5), and 0.4% (P6) (Table 1). In addition, the mortality of larvae increased with the time. There was no significantly difference between P1 and P2 treatment in the 24 h until 72 h of observation, indicated that CLO was considered to be used as an alternative for synthetic pesticides.

The visual observation showed that the treated third instar larvae of *S. litura* by CLO had changed their body characteristics, they body turned into black, limp, and soft (Figure 1). The symptoms were likely due to the act of eugenol as active ingredients in CLO. The spraying method simultaneously between soybean leaves and larvae in the larvicidal assay make it possible for CLO can enter the armyworm body via the respiratory system (inhalation poison), cuticle (contact poison), and digestive system (stomach poison) (Saad *et al.*, 2018). The presence of eugenol may be responsible for neurotoxic and cytotoxic effect which influence in insect respiration. The act of eugenol in the nervous system are by inhibiting AChE and GABA receptor causing convulsion symptoms (stressful wiggling and paralysis) (Waliwitiya, 2005; Mossa, 2016; Jumbo *et al.*, 2018). Eugenol are potent inhibitor cellular energy production, after they are in contact or enter the insect body. In the mitochondrial insect, they are inhibiting NADH resulting ATP deprivation. At the end,

cell respiration will be stopped due to the lack of energy led to the death of larvae (Retnasari *et al.*, 2017; Mondal *et al.*, 2018).

From LC_{50} and LT_{50} regression equation showed that in each addition 0.2% of the CLO concentration would increase mortality of *S. litura* larvae by 2.46% and 12 h additional time would increase mortality of *S. litura* larvae by 3.48% (Figure 2 & 3). Clove oil in essential oil formula has LC_{50} 0.5 mg L^{-1} again *Artemia salina* (Cansian *et al.*, 2017). From the coefficient of determination (R^2) showed that the mortality of *S. litura* larvae influenced by the level of CLO concentration and time of application and both of them influenced each other by 84.65% and 99.13%, respectively. The coefficient was positive, it means that the longer time after application would increase the mortality of *S. litura* larvae and there was strong relationship between time and mortality rate of *S. litura* larvae.

Antifeedant Activity. The result showed that the application of CLO with high concentration having a high AFI index. This phenomenon can be inferred from Table 2. At 48 h until 72 h of observation after treatment, CLO treatment had the same effect and showed there was no significantly difference in all concentration with profenofos 500 g L^{-1} 0.1% treatment. The presence of eugenol in CLO makes the treated leaves having a strong

Table 1. Larvicidal activity of clove leave oil against third instar larvae of *S. litura*

Treatment	Average number of the dead larvae per 12 h of observation (larvae)					
	12	24	36	48	60	72
P1	8.20 ± 1.64 d	9.80 ± 0.44 e	10.00 ± 0 d	10.00 ± 0 d	10.00 ± 0 b	10.00 ± 0 b
P2	4.20 ± 3.89 c	9.20 ± 1.09 e	10.00 ± 0 d	10.00 ± 0 d	10.00 ± 0 b	10.00 ± 0 b
P3	2.40 ± 0.89 abc	5.20 ± 2.38 cd	7.80 ± 1.09 cd	9.00 ± 0.70 cd	9.80 ± 0.44 b	10.00 ± 0 b
P4	1.00 ± 1.00 ab	2.20 ± 1.09 b	4.20 ± 2.86 b	5.80 ± 2.38 b	8.40 ± 0.54 b	9.80 ± 0.44
P5	3.60 ± 2.07 bc	6.20 ± 1.64 d	7.60 ± 2.07 cd	8.80 ± 1.64 cd	9.20 ± 1.78 b	9.60 ± 0.89
P6	1.80 ± 1.78 abc	3.60 ± 1.81 bc	5.60 ± 2.60 bc	7.40 ± 2.60 bc	8.20 ± 2.94 b	9.40 ± 0.89
P7	0 a	0 a	0 a	0 a	0 a	0 a

Remarks: Average of five replications. Values in the same column followed by the same letter are not significantly different at 95% test level. P1= Profenofos 500 g L^{-1} 0.1%; P2= Clove leave oil concentration 2.0%; P3= 1.0%; P4= 0.67%; P5= 0.5%; P6= 0.4%; P7= distilled water.




Figure 1. (A) Non-treated (Fattah & Ilyas, 2016); (B) treated with profenofos 500 g L^{-1} (M= 35×); (C) treated with clove leave oil (M=35×), the larvae become soft and black.

odor thus inhibit the insect feeding. According to Mossa, (2016) antifeedant are compounds or substances that reduce insect feeding by rendering the treated materials unattractive or unpalatable. This substance inhibits or

disrupt insect feeding by modification the insect behavior, through a direct action on peripheral sensilla of insects (Cansian *et al.*, 2017).

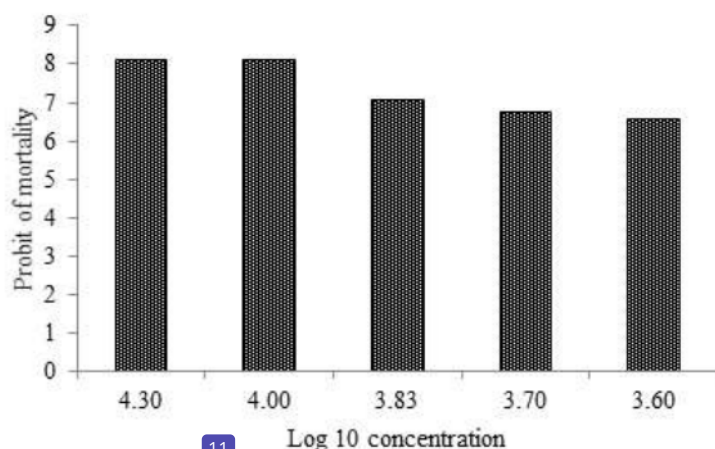


Figure 2. Regression analysis the effect of concentrations on mortality of *S. litura* larvae.

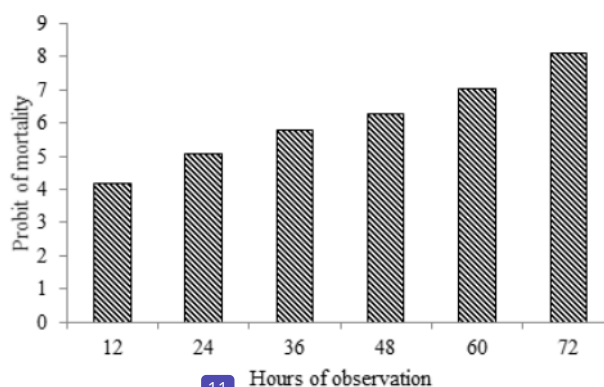


Figure 3. Regression analysis the effect of time on mortality of *S. litura* larvae.

Table 2. Antifeedant activity of clove leave oil against third instar larvae of *S. litura*

Treatment	Average percentage of antifeedant index (AFI) per 12 h of observation (%)					
	12	24	36	48	60	72
P1	91.20 ± 3.58 d	100 ± 0 c	100 ± 0 c	100 ± 0 b	100 ± 0 b	100 ± 0 b
P2	80.50 ± 12.90 cd	93.20 ± 6.74 bc	88.80 ± 12.21 c	100 ± 0 b	100 ± 0 b	100 ± 0 b
P3	66.80 ± 10.47 bc	87.90 ± 6.71 ab	63.80 ± 6.49 b	98.80 ± 1.96 b	97.50 ± 5.59 b	97.50 ± 5.59 b
P4	68.40 ± 10.70 bc	85.70 ± 16.05 ab	62.40 ± 27.43 b	97.20 ± 2.97 b	86.90 ± 8.10 b	81.40 ± 19.22 b
P5	65.10 ± 20.47 bc	87.10 ± 8.44 ab	60.60 ± 20.09 b	94.70 ± 11.85 b	86.40 ± 30.45 b	97.90 ± 4.69 b
P6	55.60 ± 14.53 b	85.90 ± 4.99 ab	45.80 ± 19.15 ab	95.80 ± 4.52 b	80.20 ± 26.91 b	77.80 ± 34.60 b
P7	28.10 ± 12.77 a	79.20 ± 10.22 a	29.80 ± 27.63 a	51.50 ± 20.44 a	36.70 ± 29.06 a	34.30 ± 22.69 a

Remarks: Average of five replications. Values in the same column followed by the same letter are not significantly different at 95% test level. P1= profenofos 500 g L⁻¹ 0.1%; P2= clove leave oil concentration 2.0%; P3= 1.0%; P4= 0.67%; P5= 0.5%; P6= 0.4%; P7= distilled water.

CONCLUSION

CLO exhibited potential larvicidal and antifeedant activity at high concentration against third instar larvae of *S. litura*. In this study revealed that CLO can be used as an alternative to synthetic pesticides. Based on the LC₅₀ and LT₅₀ approaches, the concentration of CLO were 0.09% in 24.6 h.

ACKNOWLEDGMENTS

The authors would like to thank Politeknik Pembangunan Pertanian Malang for funding support and to Mrs. Niken Rani Wandansari, SP. MP for her guidance in statistical analysis.

REFERENCES

- Armijos MJG, Jumbo LOV, Faroni LRD, Oliveira EE, Flores AF, Heleno FF, & Haddi K. 2019. Fumigant toxicity of eugenol and its negative effects on biological development of *Callosobruchus maculatus* L. *Revista de Ciencias Agrícolas*. 36(1): 5–15.
- Cansian RL, Vanin AB, Orlando T, Piazza SP, Puton BMS, Cardoso RI, Gonçalves IL, Honaiser TC, Paroul N, & Oliveira D. 2017. Toxicity of clove essential oil and its ester eugenyl acetate against *Artemia salina*. *Braz. J. Biol.* 77(1): 155–161.
- Dayan FE, Cantrell CL, & Duke SO. 2009. Natural products in crop protection. *Bioorg. Med. Chem.* 17(12): 4022–4034.
- Fattah A & Ilyas A. 2016. Siklus hidup ulat grayak (*Spodoptera litura*, F) dan tingkat serangan pada beberapa varietas unggul kedelai di Sulawesi Selatan. In: Pramesti AD, Kurniawan H, Syarif M, & Ansari MI (Eds.). pp. 834–842. *Prosiding Seminal Nasional Inovasi Teknologi Pertanian*. Balai Besar Pengkajian dan Pengembangan Teknologi Pertanian.
- Hasibuan R, Purnomo, Wibowo L, Izzaturrijal, & Lumbanraja J. 2019. Comparative bioactivity of plant extracts and synthetic insect growth regulators against *Spodoptera litura* (F.) (Lepidoptera: Noctuidae). *J. HPT Tropika*. 19(2): 118–126.
- Hikal WM, Baeshen RS, & Said-Al Ahl HAH. 2017. Botanical insecticide as simple extractives for pest control. *Cogent Biol.* 3(1): 1–16.
- Javier AMV, Ocampo VR, Ceballo FA, & Javier PA. 2017. Insecticidal activity of selected essential oil extracts against common cutworm, *Spodoptera litura* Fabricius (Lepidoptera: Noctuidae). *Philipp. J. Sci.* 146(3): 247–256.
- Jeyasankar A, Premalatha S, & Elumalai K. 2014. Antifeedant and insecticidal activities of selected plant extracts against *Epilachna beetle*, *Henosepilachna vigintioctopunctata* (Coleoptera: Coccinellidae). *AE*. 2(1): 14–19.
- Jumbo LOV, Haddi K, Faroni LRD, Heleno FF, Pinto FG & Oliveira EE. 2018. Toxicity to, oviposition and population growth impairments of *Callosobruchus maculatus* exposed to clove and cinnamon essential oils. *PLoS ONE*. 13(11): e0207618.
- Martínez LC, Plata-Rueda A, Colares HC, Campos JM, Santos MHD, Fernandes FL, Serrão JE, & Zanuncio JC. 2018. Toxic effects of two essential oils and their constituents on the mealworm beetle, *Tenebrio molitor*. *Bull. Entomol. Res.* 108(6): 716–725.
- Marwoto & Suharsono. 2008. Strategi dan komponen teknologi pengendalian ulat grayak (*Spodoptera litura* Fabricius) pada tanaman kedelai. *Jurnal Litbang Pertanian*. 27(4): 131–136.
- Mondal P, Biswas S, Pal K, & Ray DP. 2018. *Annona squamosa* as a potential botanical insecticide for agricultural domains: a review. *IJBS*. 5(1): 81–89.
- Mossa ATH. 2016. Green pesticides: essential oils as biopesticides in insect-pest management. *J. Environ. Sci. Technol.* 9(5): 354–378.
- Nurdjannah N & Bermawie N. 2012. Cloves. In: Peter KV (Ed.). *Handbook of Herbs and Spices*. pp. 197–215. Woodhead Publishing Ltd, Abington Cambridge England.
- Priyanka B & Srivastava R. 2012. Larvicidal and growth regulatory activities of some essential oils against Asian army worm, *Spodoptera litura* (Fab.). *J. Biopestic.* 5(2): 186–190.
- Rajashekar Y, Bakthavatsalam N, & Shivanandappa T. 2012. Botanicals as grain protectants. *Psyche*. 2012: 646740.
- Retnasari E, Puspasari LT, Meliansyah R, Maharani R, Hidayat Y, & Dono D. 2017. Toxicity of *Barringtonia asiatica* L. (KURZ.), *Melia*

- azedarach* L. and *Annona muricata* L. seed extract mixture against larvae *Crocidolomia pavonana* F. (Lepidoptera: Pyralidae). *KnE. Life Sciences*. 2(6): 246–255.
- Rismayani & Laba IW. 2015. The effectivity of citronella and clove oils against cabbage caterpillar *Crocidolomia pavonana*. *Bul. Littro*. 26(2): 109–116.
- Saad MMG, Abou-Taleb HK, & Abdelgaleil SAM. 2018. Insecticidal activities of monoterpenes and phenylpropenes against *Sitophilus oryzae* and their inhibitory effects on acetylcholinesterase and adenosine triphosphatases. *Appl. Entomol. Zool*. 53(2): 173–181.
- Tengkano W & Suharsono. 2005. Ulat grayak *Spodoptera litura* Fabricius (Lepidoptera: Noctuidae) pada tanaman kedelai dan pengendaliannya. *Bul. Palawija*. 52(10): 43–52.
- Tian BI, Liu QZ, Liu ZL, Li P, & Wang JW. 2015. Insecticidal potential of clove essential oil and its constituents on *Cacopsylla chinensis* (Hemiptera: Psyllidae) in laboratory and field. *J. Econ. Entomol*. 108(3): 957–961.
- Vargas-Méndez LY, Sanabria-Flórez PL, Saavedra-Reyes LM, Merchan-Arenas DR, & Kouznetsov VV. 2019. Bioactivity of semisynthetic eugenol derivatives against *Spodoptera frugiperda* (Lepidoptera: Noctuidae) larvae infesting maize in Colombia. *Saudi J. Biol. Sci*. 26(7): 1613–1620.
- Waliwitiya R. 2005. Toxicities of thymol, citronellal, eugenol and rosemary oil to control *Agriotes obscurus* (Coleoptera: Elateridae) in laboratory and greenhouse bioassays. *Theses*. The University of British Columbia.

ORIGINALITY REPORT

26%

SIMILARITY INDEX

21%

INTERNET SOURCES

15%

PUBLICATIONS

3%

STUDENT PAPERS

PRIMARY SOURCES

1	garuda.kemdikbud.go.id Internet Source	9%
2	www.sciencegate.app Internet Source	2%
3	link.springer.com Internet Source	1%
4	carc-crac.ca Internet Source	1%
5	www.cogentoa.com Internet Source	1%
6	Meity N Tanor, Abdul Latief Abadi, Bambang Tri Raharjo, Jantje Pelealu. "Methanol Extract of <i>Barringtonia asiatica</i> , Kurz. Quite Effective Induce Mortality Of <i>Spodoptera litura</i> , Fabr. Larvae on soybean plants", <i>Journal of Biology and Life Science</i> , 2014 Publication	1%
7	Sempurna Ginting, Tri Sunardi, Chaincin Buana Sari, Risky Hadi Wibowo. "EVALUATION OF VARIOUS NATURAL DIETS FOR MASS	1%

REARING OF *Spodoptera frugiperda* J.E SMITH (LEPIDOPTERA: NOCTUIDAE)", *Jurnal Hama dan Penyakit Tumbuhan Tropika*, 2021

Publication

8

Suryani Titi Astuti, Sri Sulandari, Sedyo Hartono, Susanto Somowiyarjo. "DETECTION AND IDENTIFICATION OF YELLOW MOSAIC STUNT DISEASE ON *Petunia* sp. USING NESTED PCR METHOD", *Jurnal Hama dan Penyakit Tumbuhan Tropika*, 2021

Publication

1 %

9

Irianti Kurniasari, Siwi Indarti, Donny Widiyanto. "The Exploration of Bacteria Having Biocontrol Ability Against The Golden Cyst Nematode (*Globodera rostochiensis*) In Potato Cultivation Lands", *Indian Journal of Science and Technology*, 2019

Publication

1 %

10

docsdrive.com

Internet Source

1 %

11

M.L. Bhavya, A.G.S. Chandu, Sumithra S. Devi. "Ocimum tenuiflorum oil, a potential insecticide against rice weevil with anti-acetylcholinesterase activity", *Industrial Crops and Products*, 2018

Publication

1 %

12

vufind.katalog.k.utb.cz

Internet Source

1 %

13 Md. Aslam Khan, Wasim Ahmad. "Chapter 6 The Management of Spodopteran Pests Using Fungal Pathogens", Springer Science and Business Media LLC, 2015
Publication <1 %

14 einj.org
Internet Source <1 %

15 www.entomoljournal.com
Internet Source <1 %

16 www.jbiopest.com
Internet Source <1 %

17 Abbassy, M.A.. "Insecticidal, antifeedant and antifungal activities of two glucosides isolated from the seeds of Simmondsia chinensis", Industrial Crops & Products, 200710
Publication <1 %

18 Djoko Prijono, Maya Anggraini, Sri Riski Maryani, Eliana Diana Surya. "INSECTICIDAL JOINT ACTION OF TERNARY EXTRACT MIXTURES OF FOUR SPECIES OF TROPICAL PLANTS AGAINST Plutella xylostella AND Crocidolomia pavonana", JURNAL HAMA DAN PENYAKIT TUMBUHAN TROPIKA, 2021
Publication <1 %

19 Gbadebo Adeleke, Olaniyi Adedosu, Leonard Ehigie, Peter Adegbola, Adekunle Olaniyi, Temitope Agoola, Adeola Ehigie. "Chemical <1 %

constituents of water hyacinth (*Eichhornia crassipes*) methanol leaf extract and its effect on selected enzymes of *Periplaneta americana*", *BioTechnologia*, 2020

Publication

20

[docplayer.net](https://www.docplayer.net)

Internet Source

<1 %

21

Zhi-xian Dong, Yan-wei Wang, Qi-zhi Liu, Bao-liang Tian, Zhi-long Liu. "Laboratory Screening of 26 Essential Oils Against *Cacopsylla chinensis* (Hemiptera: Psyllidae) and Field Confirmation of the Top Performer, *Perilla frutescens* (Lamiales: Lamiaceae)", *Journal of Economic Entomology*, 2019

Publication

<1 %

22

Kusmono, R. Faiz Listyanda, Muhammad Waziz Wildan, Mochammad Noer Ilman. "Preparation and characterization of cellulose nanocrystal extracted from ramie fibers by sulfuric acid hydrolysis", *Heliyon*, 2020

Publication

<1 %

23

Zeynep Aksoylu Özbek, Pelin Günç Ergönül. "Clove (*Syzygium aromaticum*) and eugenol toxicity", Elsevier BV, 2022

Publication

<1 %

24

philjournalsci.dost.gov.ph

Internet Source

<1 %

25

"Health and Safety Aspects of Food Processing Technologies", Springer Science and Business Media LLC, 2019

Publication

<1 %

26

Christian Ulrichs. "Antifeedant activity and toxicity of leaf extracts from *Porteresia coarctata* Takeoka and their effects on the physiology of *Spodoptera litura* (F.)", *Journal of Pest Science*, 06/2008

Publication

<1 %

27

Pedro F.S. Toledo, Luis O. Viteri Jumbo, Sarah M. Rezende, Khalid Haddi et al. "Disentangling the ecotoxicological selectivity of clove essential oil against aphids and non-target ladybeetles", *Science of The Total Environment*, 2020

Publication

<1 %

28

media.suub.uni-bremen.de

Internet Source

<1 %

29

Abhay Punia, Nalini Singh Chauhan, Sanehdeep Kaur, Satwinder Kaur Sohal. "Effect of ellagic acid on the larvae of *Spodoptera litura* (Lepidoptera:Noctuidae) and its parasitoid *Bracon hebetor* (Hymenoptera: Braconidae)", *Journal of Asia-Pacific Entomology*, 2020

Publication

<1 %

Exclude quotes Off

Exclude matches Off

Exclude bibliography On